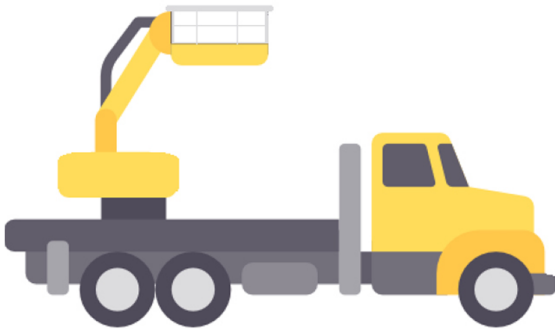


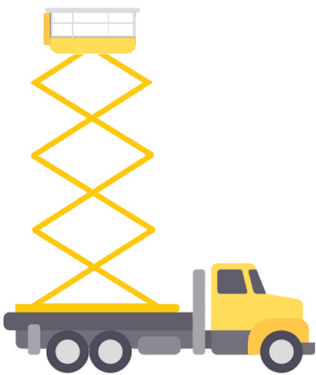
CATEGORIE 1A

ELÉVATION SUIVANT UN AXE VERTICAL
PEMP NON AUTO MOTRICE



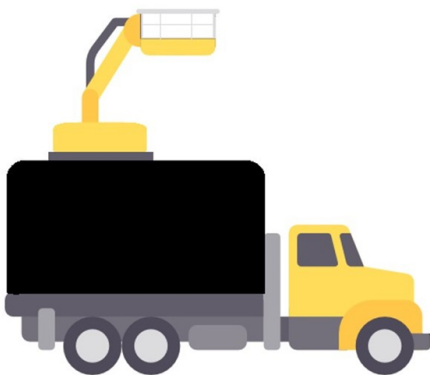
CATEGORIE 1B

ELÉVATION MULTIDIRECTIONNELLE
NACELLE NON MOTRICE




CATEGORIE 2A

ELÉVATION SUIVANT UN AXE VERTICAL
COMMANDES PEMP SUR LE PORTEUR



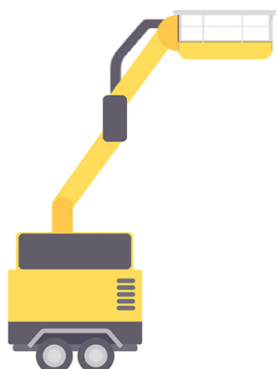
CATEGORIE 2B

ELÉVATION MULTIDIRECTIONNELLE
COMMANDES PEMP SUR LE PORTEUR



CATEGORIE 3A

ELÉVATION SUIVANT UN AXE VERTICAL
PEMP AUTO MOTRICE



CATEGORIE 3B

ELÉVATION MULTIDIRECTIONNELLE
NACELLE NON AUTO MOTRICE